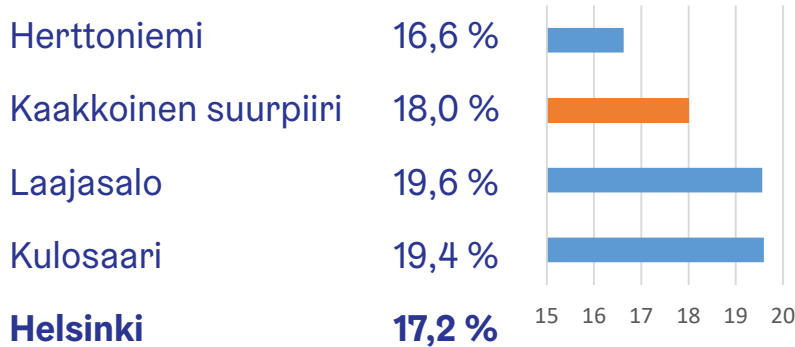


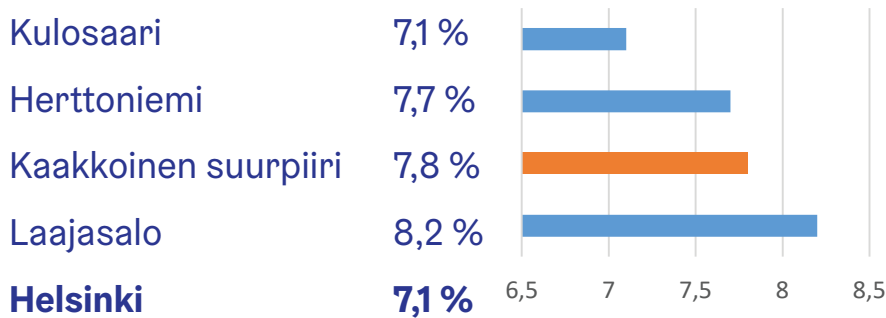
Peruspiirien vertailua | Jämförelser mellan distrikt | Comparisons between districts

Lähde: Helsinki alueittain 2019 | Helsingfors områdesvis 2019 | Helsinki by District 2019

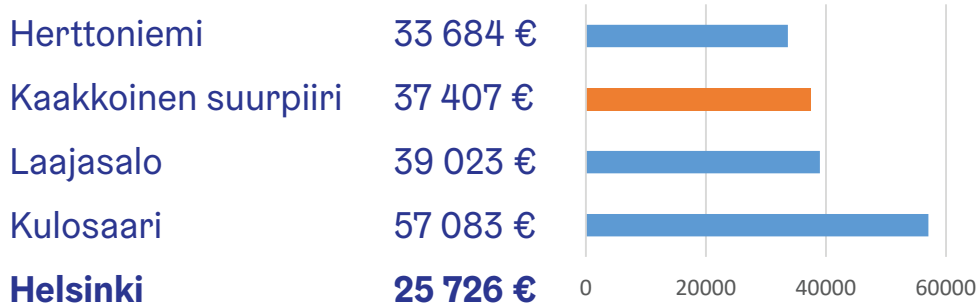
Yli 65-vuotiaat | Över 65-åringa | Over 65 year olds



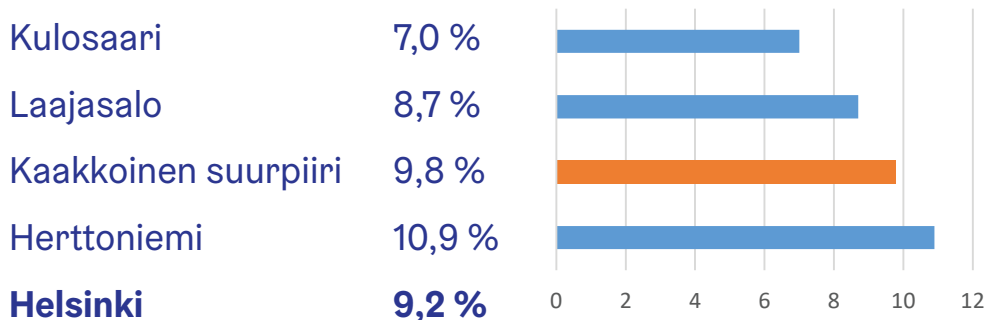
0–6-vuotiaiden osuus | 0–6-åringar | 0–6 year olds



Tulot per asukas (2017) | Inkomstnivå per person (2017) | Incomes per person (2017)



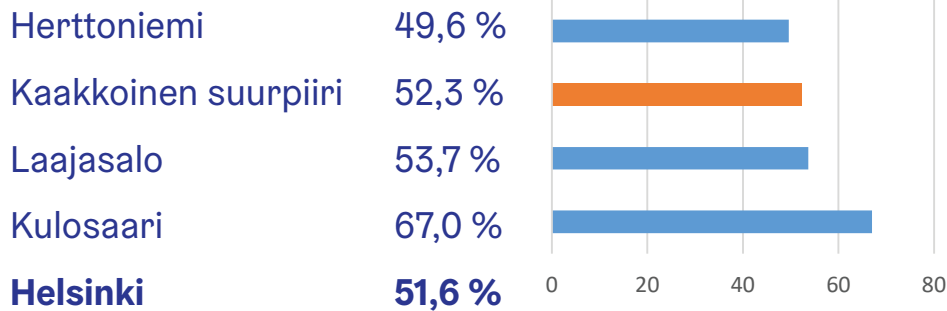
Työttömyysaste | Arbetslöshetsgraden | Rate of unemployment



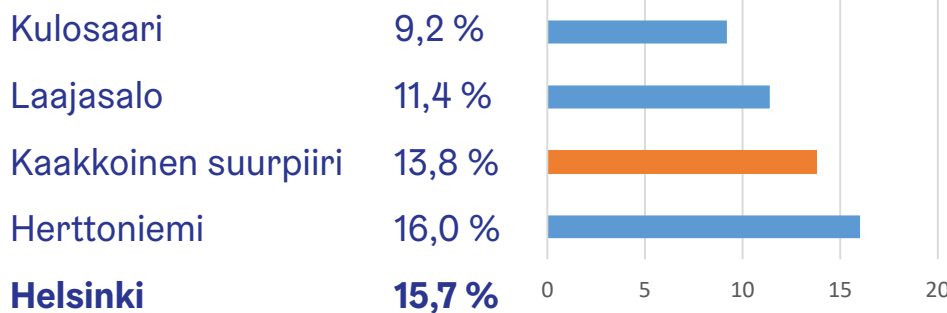
Peruspiirien vertailua | Jämförelser mellan distrikt | Comparisons between districts

Lähde: Helsinki alueittain 2019 | Helsingfors områdesvis 2019 | Helsinki by District 2019

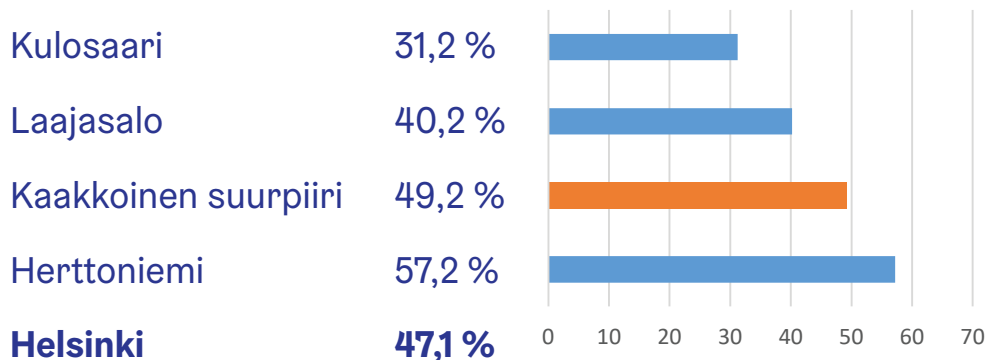
Korkea-asteen koulutuksen suorittaneet | Antal personer med examen på högre nivå | Residents with tertiary level qualification



Vieraskieliset | Antal personer med främmande språk | Residents with a foreign mother tongue



Vuokra-asuntojen osuus | Hyresbostäder | Rented dwellings



Asumisväljyys per asukas | Boenderymlighet per person | Floorarea per person

